



Central Asian Countries Initiative for land Management (CACILM), Multicountry Secretariat (MSEC)



Kazakhstan



Kyrgyzstan



Tajikistan



Turkmenistan



Uzbekistan

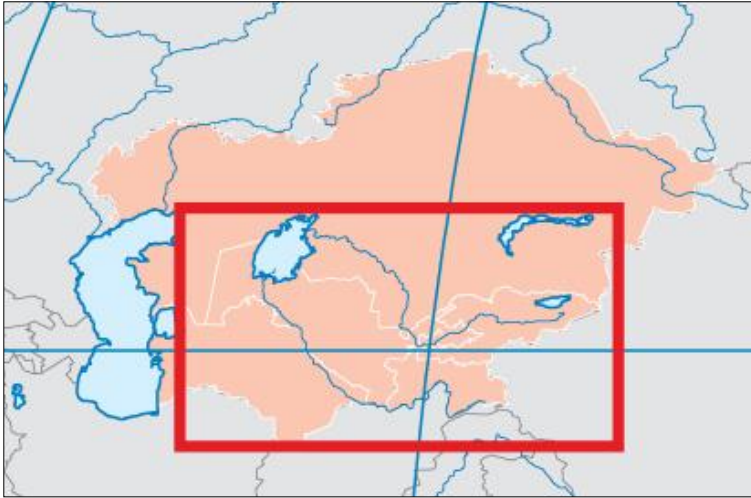
Socio-economic and land productivity analysis in Central Asia: CACILM SLM-IS Inception phase results

Kamilya Kelgenbaeva, Chris Hatten & Peter Hayes

May, 2012

Study area

Multicountry



Local



National

Kazakhstan



Kyrgyz Republic



Tajikistan



Turkmenistan



Uzbekistan



CACILM Multinational Socio-Economic Information

The rural economies of the five countries suffered catastrophic falls over the period 1990-2000 as the countries went from a centralized command system to a free-market system.

These changes dwarf any long-term changes due to land degradation or restoration trends. Three baselines are thus chosen as a baseline year:

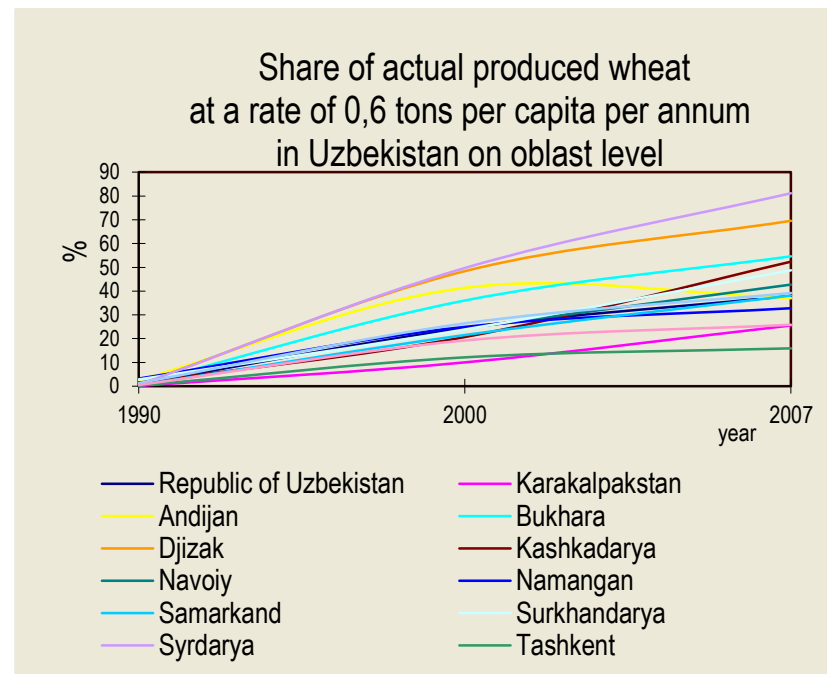
- **1990 (end of Soviet period)**
- **2000 (end of the 'readjustment period')**
- **2008/7 or 2006 (recent)**

Socio-Economic analysis for Land Productivity carried out to evaluate:

- a) socio-demographic status**
- b) agroecological potential**
- c) food security analysis**
- d) antropogenic pressure on agro-ecological resources**

c) Food security analysis

The estimates show (Figure on the right) that in 2007 the Republic of Uzbekistan satisfied only 38% of its needs in wheat, in oblast respective between 69,6 to 81,2%.

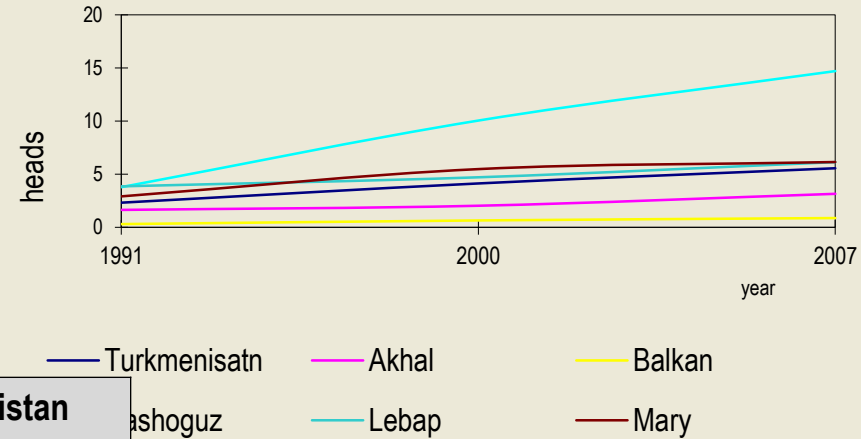


During 1990 - 2007 wheat production in Uzbekistan have not reached the level of the lower standard indicator of 600 kg per capita per year.

d) Anthropogenic pressure on agro-ecological resources

The cattle density in Turkmenistan per 100 hectares of pasture land has increased in all velayats (Table), particularly in Dashoguz velayat, where the density increased from 2,9 to 14,7 heads per 100 hectares of the pasture land (Figure).

Figure: Density of cattle number per 100 ha of pasture in Turkmenistan on velayat level



T Density of cattle, sheeps and goats per 100 ha of pasture in Turkmenistan (heads/100 ha)

	1991	2000	2007
Cattles			
TURKMENISTAN	2,3	4,1	5,6
Akhal oblast	1,6	2,0	3,1
Balkan oblast	0,3	0,6	0,9
Dashoguz oblast	3,8	10,0	14,7
Lebap oblast	3,9	4,7	6,1
Mary oblast	2,9	5,5	6,1
Sheeps and goats			
TURKMENISTAN	14,4	22,7	47,1
Akhal oblast	15,1	24,3	49,2
Balkan oblast	10,1	13,9	31,0
Dashoguz oblast	7,7	19,3	44,7
Lebap oblast	14,6	19,7	32,3
Mary oblast	24,3	37,8	81,0